

4.1.4 Average percentage of expenditure, excluding salary for infrastructure augmentation during last five years (INR in Lakhs) (10) & 4.4.1 Average percentage of expenditure incurred on maintenance of infrastructure (physical and academic support facilities) excluding salary component during the last five years (INR in lakhs) (10)

AS Per Audited Statements					
Year	Budget Allocated for Infrastructure Augmentation (INR in Lakh)	Expenditure for Infrastructure Augmentation (INR in Lakh)	Total Expenditure excluding Salary (INR in Lakh)	Expenditure on Maintenance of Academic facilities (excluding salary for)	Expenditure on Maintenance of Physical facilities (excluding salary for human resources)
2021-22	1,794.07	395.82	687.29	147.79	143.68

5

For CHANDORKAR & LIMAYE  
Chartered Accountants

*A. M. Dharap*

CA AMIT M. DHARAP  
Partner (M. No. 166211)

Date: 01 Dec 2022

UDIN: 22166211BEPTLQ 6348



*Principal*  
Army Institute of Technology  
Dighi Hills, Pune - 411015

*[Signature]*  
Accountant  
Army Institute of Technology  
Dighi Hills, Pune-411015.

<b>Expenditure As Per Audited Report : FY 2021-22</b>			
<b>Total Expenditure Excluding Salary (INR in Lakh)</b>			
<i>Ser</i>	<i>Particular</i>	<i>Amount</i>	<i>Page No of Audited Statement</i>
1	<i>Expenses for Value Added Course</i>	23.85	2
2	<i>Development Expenses for Renovation/Replacement/Civil &amp; Maintenance</i>	128.92	2
3	<i>Depreciation on Fixed Asset</i>	86.68	2
4	<i>Operational Expenses</i>	88.04	2
5	<i>Departmental Expenditure</i>	71.8	2
6	<i>Expenses on Student Activities</i>	33.48	2
7	<i>Staff &amp; Students Workshop Expenses</i>	18.66	2
8	<i>Exam fee to Pune University</i>	44.04	2
9	<i>Uniform Expenses Students</i>	11.6	2
10	<i>Grant in Aid Expenses</i>	22.26	3
11	<i>Expenses on Non Recurring Fixed Asset</i>	157.96	4
	<b>Total</b>	<b>687.29</b>	-

ARMY INSTITUTE OF TECHNOLOGY  
Income & Expenditure Account for the year ended March 31, 2022  
College

EXPENDITURE	Note No.	AMOUNT (in INR)	AMOUNT (in INR)	INCOME	Note No.	AMOUNT (in INR)	AMOUNT (in INR)
<b>Tuition Fund</b>			17,35,13,329	<b>Tuition Fund</b>			25,00,27,507
- Employee Pay & Allowances	11	17,11,27,989		- Tuitions Fees Received		25,00,27,507	
- Expenses for Value added Courses	12	23,85,340					
<b>Development Fund</b>			2,15,60,615	<b>College Fund</b>			3,53,28,427
- Development Expenses for Renovation / replacement/ Civil & maintenance Work	13(a)	1,28,92,148		- Interest on Investment		3,46,35,321	
- Depreciation		86,68,467		- Rent & Allied Charges		6,93,106	
<b>College Fund</b>			2,67,65,220	<b>University Exam Fund</b>			13,61,540
- Operational Expense	14	88,04,526		- Examination Fees		13,61,540	
- Departmental Expenditure	15	71,80,143					
- Expenses for Student Activities	16	33,48,735					
- Staff & Student workshop expenses	17	18,66,747					
- University Fees		44,04,802					
- Uniform Expenses		11,60,267					
<b>Surplus Carried Over Balance Sheet</b>			6,48,78,311				
<b>TOTAL</b>			28,67,17,474	<b>TOTAL</b>			28,67,17,474

As per our Report of even date  
For Chandorkar and Limaye  
Chartered Accountants  
Firm Reg No: 0101669W

CA S M Chandorkar  
Partner M.No. 037777  
UDIN : 22037777A WNIJB5349  
Place : Pune  
Date : September 27, 2022



For Army Institute of Technology


*[Signature]*  
Director  
Army Institute of Technology  
Dighi Hills Pune-411015.

*[Signature]*  
Joint Director  
Army Institute of Technology  
Dighi Hills, Pune-411 015.

ARMY INSTITUTE OF TECHNOLOGY  
Income & Expenditure Account for the year ended March 31, 2022  
Grant


EXPENDITURE	AMOUNT (in INR)	AMOUNT (in INR)	INCOME	AMOUNT (in INR)	AMOUNT (in INR)
Departmental Expenditure		20,19,200	Grant-In-Aid Fund		22,26,000
- Desktop Computer	15,00,000		Grant -In-Aid Fund Recd From AWES New Delhi	22,26,000	
- IT Infrastructure Revenue Exp	5,19,200				
Other Expenditures		2,06,800			
- Wi -Fi (Internet Charges)	2,06,800				
Surplus Carried Over Balance Sheet		-			
<b>TOTAL</b>		<b>22,26,000</b>	<b>TOTAL</b>		<b>22,26,000</b>

As per our Report of even date  
For Chandorkar and Limaye  
Chartered Accountants  
Firm Reg No: 0101669W

  
CA S M Chandorkar  
Partner M.No. 037777  
UDIN : 22037777AWNITB5349  
Place : Pune  
Date : September 27, 2022



For Army Institute of Technology

  
Director  
Director  
Army Institute of Technology  
Dighi Hills, Pune-411015

  
Joint Director  
Joint Director  
Army Institute of Technology  
Dighi Hills, Pune-411015

Army Welfare Education Society  
 Army Institute Of Technology  
 Fixed Asset Summary  
 FY 2021-22

(Amounts in INR)

5. Fixed Assets

Particulars	Gross Block				Depreciation				Net Block	
	01-Apr-21	Additions	Deduct	31-Mar-22	01-Apr-21	Additions	Deletions	31-Mar-22	31-Mar-21	31-Mar-22
College A/c	26,13,53,687	65,51,643	11,44,032	26,67,61,298	18,30,21,247	86,68,467	-	19,16,89,713	7,83,32,441	7,50,71,585
Hostel A/c	19,90,97,000	92,45,294	-	20,83,42,294	5,30,46,321	41,54,624	-	5,72,00,945	14,60,50,680	15,11,41,350
	46,04,50,688	1,57,96,937	11,44,032	47,51,03,593	23,60,67,567	1,28,23,091	-	24,88,90,658	22,43,83,120	22,62,12,935



3

## Army Welfare Education Society

Army Institute Of Technology (College Account)

FY 2021-22

## 5(a). Fixed Assets

(Amount in Rs.)

Sr No	Particulars	Gross Block	Additions	Deletions	Gross Block	Rate	Depreciation	Additions	Deletions	Depreciation	Net Block as on	Net Block as on
		01-Apr-21			31-Mar-22		01-Apr-21			31-Mar-22	31-Mar-21	31-Mar-22
<b>I Vehicles</b>												
1	Hero Honda	37,569	-	-	37,569	15%	27,331	1,536	-	28,867	10,238	8,702
2	TATA Car	8,13,750	-	-	8,13,750	15%	5,52,880	39,131	-	5,92,010	2,60,870	2,21,740
3	Bolero Camper	6,32,647	-	-	6,32,647	15%	3,94,044	35,790	-	4,29,835	2,38,603	2,02,812
4	Force motor (Mini Bus)	13,50,125	-	-	13,50,125	15%	7,51,067	89,859	-	8,40,926	5,99,058	5,09,199
5	Xylo	9,67,352	-	-	9,67,352	15%	5,38,146	64,381	-	6,02,527	4,29,206	3,64,825
	<b>Subtotal</b>	<b>38,01,443</b>	<b>-</b>	<b>-</b>	<b>38,01,443</b>		<b>22,63,468</b>	<b>2,30,696</b>	<b>-</b>	<b>24,94,164</b>	<b>15,37,975</b>	<b>13,07,279</b>
<b>II Laboratory &amp; Workshop Equipment</b>												
1	ASGE Dept	63,01,819	54,280	-	63,56,099	25%	54,57,708	2,24,598	-	56,82,306	8,44,111	6,73,793
2	Computer Lab Equipment	2,70,13,335	1,28,500	1,06,000	2,70,35,835	25%	2,51,41,037	4,73,700	-	2,56,14,736	18,72,298	14,21,099
3	Electronics Lab Equipment	2,58,01,288	-	-	2,58,01,288	25%	2,37,85,175	5,04,028	-	2,42,89,203	20,16,113	15,12,085
4	Mechanical Lab Equipment	1,73,57,592	-	-	1,73,57,592	25%	1,62,06,798	2,87,698	-	1,64,94,496	11,50,794	8,63,095
5	Workshop Equipment	65,65,788	-	-	65,65,788	25%	65,57,571	2,054	-	65,59,626	8,217	6,163
6	IT Lab Equipment	1,64,92,430	-	-	1,64,92,430	25%	1,33,01,513	7,97,729	-	1,40,99,242	31,90,917	23,93,188
7	E&TC Expansion	25,54,236	2,53,145	-	28,07,381	25%	23,02,240	1,26,285	-	24,28,525	2,51,996	3,78,856
8	IT Infrastructure	96,58,590	-	-	96,58,590	25%	75,65,439	5,23,288	-	80,88,726	20,93,151	15,69,864
9	ME (Design)	30,88,833	1,95,111	-	32,83,944	25%	22,98,139	2,46,451	-	25,44,591	7,90,694	7,39,353
10	Increase intake in Comp	18,86,031	3,92,651	42,665	22,36,017	25%	14,07,016	2,07,250	-	16,14,266	4,79,015	6,21,751
	<b>Subtotal</b>	<b>11,67,19,942</b>	<b>10,23,687</b>	<b>1,48,665</b>	<b>11,75,94,964</b>		<b>10,40,22,637</b>	<b>33,93,082</b>	<b>-</b>	<b>10,74,15,719</b>	<b>1,26,97,305</b>	<b>1,01,79,246</b>
<b>III Other Non Recurring Equipment</b>												
1	Air Cooler Equipment	91,955	53,094	-	1,45,049	10%	56,110	8,894	-	65,004	35,845	80,045
2	Aquaguard	48,854	-	-	48,854	10%	48,854	-	-	48,854	-	-
3	Fire Extinguisher	5,63,830	-	-	5,63,830	10%	2,46,063	31,777	-	2,77,840	3,17,767	2,85,990
4	Office Equipment	16,59,858	80,140	-	17,39,998	25%	16,16,233	30,941	-	16,47,175	43,625	92,823
5	Sports Equipment	2,68,687	-	-	2,68,687	10%	2,21,408	4,728	-	2,26,136	47,279	42,551
6	Telephone Exchange Equipment	13,23,812	-	-	13,23,812	10%	11,93,571	13,024	-	12,06,595	1,30,241	1,17,217
7	Tennis Court	2,97,456	2,70,838	-	5,68,294	10%	2,97,456	27,084	-	3,24,540	-	2,43,754
8	Water Cooler	8,05,007	-	-	8,05,007	10%	5,09,053	29,595	-	5,38,649	2,95,954	2,66,358
9	Musical Instrument	2,22,430	-	-	2,22,430	25%	2,22,430	-	-	2,22,430	-	-
10	Camera	2,46,951	-	-	2,46,951	25%	1,33,738	28,303	-	1,62,041	1,13,213	84,910
11	Pool Table	92,396	-	-	92,396	10%	92,396	-	-	92,396	-	-
12	Gen Set	18,75,385	-	-	18,75,385	25%	18,59,601	3,946	-	18,63,547	15,784	11,838
13	Air Conditioners	25,79,561	1,04,472	-	26,84,033	10%	16,77,350	1,00,668	-	17,78,018	9,02,211	9,06,015
14	Bences	48,950	-	-	48,950	10%	48,950	-	-	48,950	-	-
15	Parking	2,27,505	-	-	2,27,505	5%	1,73,823	2,684	-	1,76,507	53,682	50,998
16	Dustbins	1,07,519	80,240	-	1,87,759	10%	85,020	10,274	-	95,294	22,499	92,465
17	Fan	6,91,171	5,16,645	-	12,07,816	25%	4,80,682	1,81,783	-	6,62,466	2,10,489	5,45,350
18	Kitchen Equipment	98,210	-	-	98,210	20%	98,210	-	-	98,210	-	-
19	PA Equipment	4,54,937	-	-	4,54,937	25%	2,20,534	58,601	-	2,79,135	2,34,403	1,75,802
20	Raw Water Filter	43,615	-	-	43,615	10%	43,615	-	-	43,615	-	-
21	Refrigerators	64,597	-	-	64,597	10%	53,540	1,106	-	54,646	11,057	9,951
22	Video Projector	19,75,203	60,160	-	20,35,363	25%	18,24,077	52,822	-	18,76,898	1,51,126	1,58,465
24	UPS	9,14,560	7,27,328	-	16,41,888	25%	6,93,317	2,37,143	-	9,30,460	2,21,243	7,11,428
25	Anti Virus Software	2,21,000	-	-	2,21,000	25%	2,21,000	-	-	2,21,000	-	-
26	Internet Project	5,74,711	-	-	5,74,711	25%	5,73,125	397	-	5,73,521	1,586	1,190
28	Squash Court	75,563	-	-	75,563	5%	44,837	1,536	-	46,374	30,726	29,189

CHANDORKAR & LIMAYE  
F. R. No.  
10166SW  
PUNE  
Chartered Accountants

Army Welfare Education Society

Army Institute Of Technology (College Account)

FY 2021-22

5(a). Fixed Assets

(Amounts in Rs.)

Sr No	Particulars	Gross Block			Rate	Depreciation			Net Block as on		
		01-Apr-21	Additions	Deletions		31-Mar-22	01-Apr-21	Additions	Deletions	31-Mar-22	31-Mar-21
29	Gym Equipmewt	3,17,802	-	-	15%	2,94,565	3,486	-	2,98,050	23,237	19,752
30	Basket Ball/Vally ball/Cricect	21,66,528	-	-	10%	14,13,641	75,289	-	14,88,930	7,52,887	6,77,598
31	Net Workingof Cental Sowtware	4,10,539	-	-	25%	4,10,539	-	-	4,10,539	-	-
32	Time Attandance Machine	3,69,860	-	-	10%	1,30,016	23,984	-	1,54,001	2,39,844	2,15,859
33	Televesion	3,03,520	75,998	-	25%	3,79,518	30,881	-	2,86,875	47,526	92,643
34	water Purifier	1,95,514	-	-	10%	1,09,451	8,606	-	1,18,058	86,063	77,456
36	CCTV Camara	12,73,967	4,15,050	-	25%	4,96,898	2,98,030	-	7,94,928	7,77,069	8,94,089
37	Batteries	1,67,063	1,39,386	-	25%	58,135	62,079	-	1,20,213	1,08,928	1,86,236
38	Digital Language Software	1,48,631	-	-	25%	1,48,631	-	-	1,48,631	-	-
39	Electric Pole	32,000	-	-	25%	32,000	-	-	32,000	-	-
40	Printer/Scanner/Harddisk/Web Camara	7,14,438	3,31,538	-	25%	10,45,976	5,33,300	1,28,169	6,61,469	1,81,138	3,84,507
41	AIT Main Gate	13,01,209	-	-	25%	13,01,209	11,83,968	29,310	12,13,278	1,17,241	87,931
42	MS Rack Book	91,000	-	-	25%	91,000	82,801	2,050	84,850	8,199	6,150
43	Digital Copy Printer	1,07,354	-	-	25%	1,07,354	1,77,389	1,00,915	2,78,303	72,680	3,02,744
44	Water Tank	2,50,069	3,30,978	-	25%	5,81,047	10,807	301	11,108	1,203	902
45	Sony Camara	12,010	-	-	25%	8,62,138	6,68,462	48,419	7,16,881	1,75,038	1,45,257
46	12 kva solar plant / Heater	8,43,500	18,638	-	25%	3,43,411	1,84,726	39,671	2,24,398	1,58,685	1,19,013
47	Bio Metric	3,43,411	-	-	25%	43,97,067	39,23,452	1,18,404	40,41,856	4,73,615	3,55,211
48	ARF Eqpt	43,97,067	-	-	25%	2,38,29,364	1,96,26,430	10,50,733	2,06,77,164	42,02,934	31,52,200
49	Tech Eqpt	2,38,29,364	-	-	25%	58,000	39,648	4,588	44,236	18,352	13,764
50	Washing Machine	58,000	-	-	25%	5,16,146	3,01,307	53,710	3,55,017	2,14,839	1,61,129
51	Video Conferencing	5,16,146	32,500	-	25%	1,57,475	55,792	25,421	81,213	69,183	76,262
52	25 HP Water Pump Kirloskar	1,24,975	-	-	25%	1,03,073	59,589	10,871	70,460	43,484	32,613
53	PA Eqpt	1,03,073	-	-	25%	8,26,287	1,37,155	1,72,283	3,09,438	6,89,132	5,16,849
54	Sports Eqpt	8,26,287	-	-	25%	31,334	20,378	2,739	23,117	10,955	8,216
55	Tally Software-6.3	31,334	-	-	25%	1,16,414	56,325	15,022	71,347	60,089	45,067
56	SHp Openwell Submersible Pump Set	1,16,414	-	-	25%	12,527	12,527	-	12,527	-	-
57	Automatic Shoe Shine Machine	12,527	-	-	25%	9,844	9,844	-	9,844	-	-
58	Compressor for Cutting Hard Rock of Sewage Lin	9,844	-	-	25%	1,27,118	73,490	13,407	86,897	53,628	40,221
59	Contruction of Shed for Two Wheeler Parking -	1,27,118	-	-	25%	1,39,738	80,786	14,738	95,524	58,952	44,214
60	Fabrication Mtrl for Constr of West Fencing	1,39,738	-	-	25%	18,950	10,344	2,152	12,495	8,606	6,455
61	Geyser	18,950	-	-	25%	1,73,162	81,972	22,797	1,04,770	91,190	68,392
62	Hand Wireless Microphone Syatems	1,73,162	-	-	25%	4,56,247	1,23,643	83,151	2,06,794	3,32,604	2,49,453
63	Procurement of Eqpt for Telephone Exchange	4,56,247	-	-	25%	9,409	5,440	992	6,432	3,969	2,977
64	Sentex Tank	9,409	-	-	25%	1,51,250	74,712	19,134	93,847	76,538	57,403
65	Sintex Water Tank 5000 Ltr	1,51,250	-	-	25%	29,976	8,123	5,463	13,587	21,853	16,389
66	Symphony Touch,35 Cooler	29,976	-	-	25%	69,991	14,528	13,866	28,394	55,463	41,597
67	Telephone Instruments	69,991	-	-	25%	9,200	75,748	2,493	20,807	6,707	54,941
68	Water Cooler Compressor	9,200	66,548	-	25%	29,040	7,870	5,293	13,162	21,170	15,878
69	Water Dispenser & Beetal Phone	29,040	-	-	25%	675	675	-	675	-	-
70	Vaccum Cleaner	675	-	-	25%	14,396	14,396	-	14,396	-	-
71	Insect Killer Machine	14,396	-	-	25%	2,735	2,915	-	5,650	11,661	8,746
	Subtotal	5,58,76,319	33,03,553	-		5,91,79,872	4,37,62,930	33,32,487	4,70,95,417	1,21,13,389	1,20,84,455
IV	Library										
1	Library Books	1,05,66,857	7,87,493	60,190	15%	1,07,94,160	88,40,317	2,93,076	91,33,394	17,26,540	16,60,766
2	Library Equipment	12,27,501	-	-	15%	12,27,501	9,39,478	43,203	9,82,681	2,88,023	2,44,820
		1,17,94,358	7,87,493	60,190		1,20,21,661	97,79,795	3,36,280	1,01,16,075	20,14,563	19,05,586

CHANDORKAR & LIMAYE  
F. R. No  
101669W  
PUNE  
Chartered Accountants

5

5(a). Fixed Assets

(Amounts in Rs.)

Sr No	Particulars	Gross Block	Additions	Deletions	Gross Block	Rate	Depreciation	Additions	Deletions	Depreciation	Net Block as on	Net Block as on
		01-Apr-21			31-Mar-22		01-Apr-21			31-Mar-22		
V	Furniture & Fixtures											
1	Furniture & Fixtures	97,47,358	18,73,190	7,76,909	1,08,43,639	10%	66,67,357	4,17,628	-	70,84,985	30,80,001	37,58,654
2	Soft Furnishings	6,32,411	-	-	6,32,411	10%	6,22,343	1,007	-	6,23,350	10,068	9,061
65	Sintex Door	1,893	-	-	1,893	10%	1,893	-	-	1,893	-	-
3	Almirah	3,99,541	63,720	-	4,63,261	10%	2,95,782	16,748	-	3,12,530	1,03,759	1,50,731
4	Dual Desks Conducting Univ Exam	72,940	-	-	72,940	10%	19,767	5,317	-	25,084	53,173	47,856
5	Red Carpet Roll	67,603	-	-	67,603	10%	18,320	4,928	-	23,249	49,283	44,354
	Subtotal	1,09,21,746	19,36,910	7,76,909	1,20,81,747		76,25,462	4,45,628	-	80,71,091	32,96,283	40,10,656
VI	Buildings											
1	Constr on New Bldgs	4,64,27,197	-	-	4,64,27,197	2%	66,78,428	7,94,975	-	74,73,404	3,97,48,769	3,89,53,793
2	STP	48,13,740	-	-	48,13,740	2%	11,13,262	74,010	-	11,87,272	37,00,478	36,26,468
3	Renovation/Maint of AIT Bldgs	41,89,756	-	1,58,268	40,31,488	2%	18,42,804	43,774	-	18,86,578	23,46,952	21,44,910
4	Raman Theater	50,05,896	-	-	50,05,896	2%	48,20,692	3,704	-	48,24,396	1,85,204	1,81,500
5	Resurfacing of AIT Road	15,43,077	-	-	15,43,077	2%	10,96,465	8,932	-	11,05,397	4,46,612	4,37,680
6	AIT Building/Hostel Accn & Guest Rooms	2,60,213	-	-	2,60,213	2%	15,303	4,898	-	20,201	2,44,910	2,40,012
	Subtotal	6,22,39,879	-	1,58,268	6,20,81,611		1,55,66,954	9,30,293	-	1,64,97,247	4,66,72,925	4,55,84,364
	Total	26,13,53,687	65,51,643	11,44,032	26,67,61,298		18,30,21,247	86,68,467	-	19,16,89,713	7,83,32,441	7,50,71,585



9



Army Institute Of Technology (Hostel Account)  
FY 2021-22

5(b). Fixed Assets

(Amounts in INR)

Sr No	Particulars	Gross Block				Rate	Depreciation				Net Block	
		01-Apr-21	Additions	Deletions	31-Mar-22		01-Apr-21	Additions	Deletions	31-Mar-22	31-Mar-21	31-Mar-22
		1	Furniture & Fixture	54,79,610	7,13,309		-	61,92,919	10%	32,30,446	2,96,247	-
2	Television Set	2,41,887	-	-	2,41,887	25%	1,85,617	14,068	-	1,99,685	56,270	42,202
3	Kitchen Equipment	9,74,643	-	-	9,74,643	20%	7,38,405	47,248	-	7,85,653	2,36,238	1,88,990
4	Water Cooler Equipment	9,06,904	-	-	9,06,904	10%	3,88,010	51,889	-	4,39,899	5,18,894	4,67,005
5	Fan	12,82,598	-	-	12,82,598	25%	8,46,646	1,08,988	-	9,55,634	4,35,953	3,26,965
6	Bio Metric Attendance Machine	2,35,520	-	-	2,35,520	10%	82,185	15,334	-	97,519	1,53,335	1,38,001
7	Solar Water Heater Tank	1,71,481	-	-	1,71,481	10%	86,781	8,470	-	95,251	84,700	76,230
8	Fire extingusher	85,792	-	-	85,792	10%	46,087	3,971	-	50,058	39,705	35,734
9	Water Purifier	5,04,588	-	-	5,04,588	10%	1,97,538	30,705	-	2,28,243	3,07,050	2,76,345
10	Deep Freezer (Vertical)	72,000	-	-	72,000	10%	49,406	2,259	-	51,665	22,594	20,335
11	Renovation/Maint of AIT Bldgs	65,37,628	-	-	65,37,628	10%	33,84,970	3,15,266	-	37,00,236	31,52,658	28,37,392
12	WI Fi Facilitites	25,00,539	-	-	25,00,539	10%	16,93,238	80,730	-	17,73,968	8,07,301	7,26,571
13	Invertor	87,700	-	-	87,700	25%	66,889	5,203	-	72,092	20,811	15,608
14	Refrigertaor	24,612	-	-	24,612	10%	10,079	1,453	-	11,532	14,533	13,080
15	Vacum Cleaner	1,52,842	-	-	1,52,842	10%	43,359	10,948	-	54,307	1,09,483	98,535
16	Benches	1,26,200	-	-	1,26,200	10%	43,400	8,280	-	61,231	82,800	74,520
17	AC for Hostel	2,33,899	-	-	2,33,899	10%	53,833	17,267	-	14,589	1,72,668	1,55,401
18	1.5 HP Submersible Pump	27,022	-	-	27,022	10%	7,323	3,924	-	9,293	39,244	35,320
19	3 HP Submersible Pump for Fountain	99,919	-	-	99,919	10%	22,630	7,729	-	30,359	19,699	17,729
20	5HP Diesel Engine with MID Pump	84,370	-	-	84,370	10%	22,864	6,151	-	29,015	61,506	69,560
21	Designed Roofing Sheet Material	49,914	-	-	49,914	10%	19,066	5,129	-	24,195	51,286	55,355
22	Geyser For BH	11,872	-	-	11,872	10%	13,526	3,639	-	17,165	36,388	46,157
23	Hand Tools Equipt for Project Works	40,914	-	-	40,914	10%	11,087	865	-	4,083	8,654	7,789
24	Led Steet Light	1,45,539	-	-	1,45,539	10%	39,442	2,983	-	14,070	29,827	26,844
25	PC in Girls Hostel	43,834	-	-	43,834	10%	13,406	10,610	-	50,052	1,06,097	95,487
26	Pillar Cock	4,23,620	-	-	4,23,620	10%	11,879	3,606	-	17,012	36,060	32,454
27	Samiyana for Multi Function	12,800	-	-	12,800	10%	1,14,801	3,196	-	15,075	31,955	28,759
28	Sintex Water Tank 5000 Ltr	1,08,324	-	-	1,08,324	10%	3,469	30,882	-	1,45,683	3,08,819	2,77,937
29	Walk Behind Scrubber & Drier Machine	13,56,58,868	-	-	13,56,58,868	2%	29,355	7,897	-	4,402	9,331	8,398
30	Water Geyser for Vishwesvarya Hostel	3,27,91,799	-	-	3,27,91,799	2%	3,67,78,617	19,77,605	-	37,252	78,969	71,072
31	Water Meters For Family Qtr	-	8,24,707	-	8,24,707	2%	46,38,311	5,63,070	-	3,87,56,222	9,88,80,251	9,69,02,646
32	Accn & Guest Room (H)	-	17,27,288	-	17,27,288	10%	-	16,494	-	52,01,381	2,81,53,488	2,76,90,418
33	Hostel Bldgs (H) Flank	-	14,30,406	-	14,30,406	10%	-	1,72,729	-	16,494	-	8,08,213
34	Additional Dining Hall	-	10,37,355	-	10,37,355	2%	-	1,43,041	-	1,72,729	-	15,54,559
35	Dormitory Hostel	-	10,31,591	-	10,31,591	2%	-	20,747	-	1,43,041	-	12,87,365
36	Fabricated Hostel	-	9,76,257	-	9,76,257	2%	-	20,632	-	20,747	-	10,16,608
37	New Boys Hostel	-	20,768	-	20,768	10%	-	19,525	-	20,632	-	10,10,959
38	New Oac Area	-	1,59,786	-	1,59,786	25%	-	3,946	-	19,525	-	9,56,732
39	Sn Bose Dormitory Hostel Exp	-	3,08,421	-	3,08,421	10%	-	42,159	-	5,628	-	15,140
40	Atta Dough Kneeder	-	28,674	-	28,674	10%	-	50,455	-	71,566	-	88,220
41	CCTV Camera	-	20,768	-	20,768	10%	-	5,448	-	76,252	-	2,32,169
42	Sports Equipments	-	3,08,421	-	3,08,421	10%	-	46,442	-	7,771	-	20,903
43	Sprinkler	-	28,674	-	28,674	10%	-	53,732	-	1,00,174	-	1,06,92,670
44	Rain Water Harvesting	-	92,88,463	-	92,88,463	2%	-	5,30,46,321	-	41,54,624	-	15,11,41,350
	Total	19,90,97,000	15,04,381	-	20,83,42,294	-	-	-	-	5,72,00,945	14,60,50,680	15,11,41,350

WORKAR & LIMAY  
F.R.No. 101669W  
PUNE  
Chartered Accountants

Expenditure As Per Audited Report : FY 2021-22			
Expenditure for Infrastructure Augmentation(INR in Lakh)			
Ser	Particular	Amount	Page No of Audited Statement
1	Development Expenses for Renovation/Replacement/Civil & Maintence	215.6	
2	Grant in Aid Expenses	22.26	
3	Expenses on Non Recurring Fixed Asset	157.96	
	Total	395.82	-

ARMY INSTITUTE OF TECHNOLOGY  
Income & Expenditure Account for the year ended March 31, 2022

College

EXPENDITURE	Note No.	AMOUNT (in INR)	AMOUNT (in INR)	INCOME	Note No.	AMOUNT (in INR)	AMOUNT (in INR)
Tuition Fund			17,35,13,329	Tuition Fund			25,00,27,507
- Employee Pay & Allowances	11	17,11,27,989		- Tuitions Fees Received		25,00,27,507	
- Expenses for Value added Cources	12	23,85,340					
Development Fund			2,15,60,615	College Fund			3,53,28,427
- Development Expenses for Rennovation / replacement/ Civil & maintenance Work	13(a)	1,28,92,148		- Interest on Investment		3,46,35,321	
- Depreciation		86,68,467		- Rent & Allied Charges		6,93,106	
College Fund			2,67,65,220	University Exam Fund			13,61,540
- Operational Expense	14	88,04,526		- Examination Fees		13,61,540	
- Departmental Expenditure	15	71,80,143					
- Expenses for Student Activities	16	33,48,735					
- Staff & Student workshop expenses	17	18,66,747					
- University Fees		44,04,802					
- Uniform Expenses		11,60,267					
Surplus Carried Over Balance Sheet			6,48,78,311				
TOTAL			28,67,17,474	TOTAL			28,67,17,474

As per our Report of even date  
For Chandorkar and Limaye  
Chartered Accountants  
Firm Reg No: 0101669W

*[Signature]*  
CA S M Chandorkar  
Partner M.No. 037777  
UDIN: 22037777A WNIJB5349  
Place: Pune  
Date: September 27, 2022



For Army Institute of Technology

*[Signature]*  
Director  
Director  
Army Institute of Technology  
High Hills Pune-411013.

*[Signature]*  
Joint Director  
Joint Director  
Army Institute of Technology  
High Hills, Pune-411013.

ARMY INSTITUTE OF TECHNOLOGY  
NOTES TO FINANCIAL STATEMENTS

9

(Amounts in INR)


Renovation /repair of Sport Facilities	12,56,004
Repair & Maint of AIT Eqpt	1,08,896
Repair of Shed	5,900
Repiar of Ac	1,44,474
Resurfacing of Road	1,71,364
RO Water Plant Servicing	28,174
Rpair of Shed OBH	19,636
Sensor Urinal	4,299
Sliding Window	52,769
Sliding Window for Dormatory Hostel	1,94,010
Ssb Obstacle Ground Material	39,530
TB -2 Pump House Exp	49,814
Tiles	11,860
Tiles for Girls Hostel	28,343
Tiles for Handicap Toilet	540
Upgrdation Open Air Cafetera	4,12,788
Waterproofing & Wall Repairing AIT Temple	56,210
Water Proofing Work in C Flank	39,530
White Wash 3 D Lab	5,610
Window for E & Tc Lab	39,648
Writing Table for JT Office	6,372
<b>Total</b>	<b>1,28,92,148</b>



ARMY INSTITUTE OF TECHNOLOGY  
Income & Expenditure Account for the year ended March 31, 2022  
Grant


EXPENDITURE	AMOUNT (in INR)	AMOUNT (in INR)	INCOME	AMOUNT (in INR)	AMOUNT (in INR)
Departmental Expenditure		20,19,200	Grant-In-Aid Fund		22,26,000
- Desktop Computer	15,00,000		Grant -In-Aid Fund Recd From AWES New Delhi	22,26,000	
- IT Infrastructure Revenue Exp	5,19,200				
Other Expenditures		2,06,800			
- Wi -Fi (Internet Charges)	2,06,800				
Surplus Carried Over Balance Sheet					
<b>TOTAL</b>		<b>22,26,000</b>	<b>TOTAL</b>		<b>22,26,000</b>

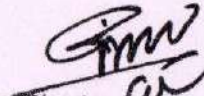
As per our Report of even date  
For Chandorkar and Limaye  
Chartered Accountants  
Firm Reg No: 0101669W

  
CA S M Chandorkar  
Partner M.No. 037777  
UDIN : 22037777AWNITB5349  
Place : Pune  
Date : September 27, 2022



For Army Institute of Technology

  
Director  
Director  
Army Institute of Technology  
Dighi Hills, Pune-411015

  
Joint Director  
Joint Director  
Army Institute of Technology  
Dighi Hills, Pune-411015

Army Welfare Education Society  
 Army Institute Of Technology  
 Fixed Asset Summary  
 FY 2021-22

(Amounts in INR)

Particulars	Gross Block				Depreciation				Net Block	
	01-Apr-21	Additions	Deduct	31-Mar-22	01-Apr-21	Additions	Deletions	31-Mar-22	31-Mar-21	31-Mar-22
College A/c	26,13,53,687	65,51,643	11,44,032	26,67,61,298	18,30,21,247	86,68,467	-	19,16,89,713	7,83,32,441	7,50,71,585
Hostel A/c	19,90,97,000	92,45,294	-	20,83,42,294	5,30,46,321	41,54,624	-	5,72,00,945	14,60,50,680	15,11,41,350
	46,04,50,688	1,57,96,937	11,44,032	47,51,03,593	23,60,67,567	1,28,23,091	-	24,88,90,658	22,43,83,120	22,62,12,935



(11)

Army Welfare Education Society  
Army Institute Of Technology (College Account)  
FY 2021-22

(Amount)

5(a). Fixed Assets

Sr No	Particulars	Gross Block	Additions	Deletions	Gross Block	Rate	Depreciation	Additions	Deletions	Depreciation	Net Block as on	Net Block as on
		01-Apr-21			31-Mar-22		01-Apr-21			31-Mar-22	31-Mar-21	31-Mar-22
<b>I Vehicles</b>												
1	Hero Honda	37,569	-	-	37,569	15%	27,331	1,536	-	28,867	10,238	8,702
2	TATA Car	8,13,750	-	-	8,13,750	15%	5,52,880	39,131	-	5,92,010	2,60,870	2,21,740
3	Bolero Camper	6,32,647	-	-	6,32,647	15%	3,94,044	35,790	-	4,29,835	2,38,603	2,02,812
4	Force motor (Mini Bus)	13,50,125	-	-	13,50,125	15%	7,51,067	89,859	-	8,40,926	5,99,058	5,09,199
5	Xylo	9,67,352	-	-	9,67,352	15%	5,38,146	64,381	-	6,02,527	4,29,206	3,64,825
	<b>Subtotal</b>	<b>38,01,443</b>	<b>-</b>	<b>-</b>	<b>38,01,443</b>		<b>22,63,468</b>	<b>2,30,696</b>	<b>-</b>	<b>24,94,164</b>	<b>15,37,975</b>	<b>13,07,279</b>
<b>II Laboratory &amp; Workshop Equipment</b>												
1	ASGE Dept	63,01,819	54,280	-	63,56,099	25%	54,57,708	2,24,598	-	56,82,306	8,44,111	6,73,793
2	Computer Lab Equipment	2,70,13,335	1,28,500	1,06,000	2,70,35,835	25%	2,51,41,037	4,73,700	-	2,56,14,736	18,72,298	14,21,099
3	Electronics Lab Equipment	2,58,01,288	-	-	2,58,01,288	25%	2,37,85,175	5,04,028	-	2,42,89,203	20,16,113	15,12,085
4	Mechanical Lab Equipment	1,73,57,592	-	-	1,73,57,592	25%	1,62,06,798	2,87,698	-	1,64,94,496	11,50,794	8,63,095
5	Workshop Equipment	65,65,788	-	-	65,65,788	25%	65,57,571	2,054	-	65,59,626	8,217	6,163
6	IT Lab Equipment	1,64,92,430	-	-	1,64,92,430	25%	1,33,01,513	7,97,729	-	1,40,99,242	31,90,917	23,93,188
7	E&TC Expansion	25,54,236	2,53,145	-	28,07,381	25%	23,02,240	1,26,285	-	24,28,525	2,51,996	3,78,856
8	IT Infrastructure	96,58,590	-	-	96,58,590	25%	75,65,439	5,23,288	-	80,88,726	20,93,151	15,69,864
9	ME (Design)	30,88,833	1,95,111	-	32,83,944	25%	22,98,139	2,46,451	-	25,44,591	7,90,694	7,39,353
10	Increase intake in Comp	18,86,031	3,92,651	42,665	22,36,017	25%	14,07,016	2,07,250	-	16,14,266	4,79,015	6,21,751
	<b>Subtotal</b>	<b>11,67,19,942</b>	<b>10,23,687</b>	<b>1,48,665</b>	<b>11,75,94,964</b>		<b>10,40,22,637</b>	<b>33,93,082</b>	<b>-</b>	<b>10,74,15,719</b>	<b>1,26,97,305</b>	<b>1,01,79,246</b>
<b>III Other Non Recurring Equipment</b>												
1	Air Cooler Equipment	91,955	53,094	-	1,45,049	10%	56,110	8,894	-	65,004	35,845	80,045
2	Aquaguard	48,854	-	-	48,854	10%	48,854	-	-	48,854	-	-
3	Fire Extinguisher	5,63,830	-	-	5,63,830	10%	2,46,063	31,777	-	2,77,840	3,17,767	2,85,990
4	Office Equipment	16,59,858	80,140	-	17,39,998	25%	16,16,233	30,941	-	16,47,175	43,625	92,823
5	Sports Equipment	2,68,687	-	-	2,68,687	10%	2,21,408	4,728	-	2,26,136	42,279	42,551
6	Telephone Exchange Equipment	13,23,812	-	-	13,23,812	10%	11,93,571	13,024	-	12,06,595	1,30,241	1,17,217
7	Tennis Court	2,97,456	2,70,838	-	5,68,294	10%	2,97,456	27,084	-	3,24,540	-	2,43,754
8	Water Cooler	8,05,007	-	-	8,05,007	10%	5,09,053	29,595	-	5,38,649	2,95,954	2,66,358
9	Musical Instrument	2,22,430	-	-	2,22,430	25%	2,22,430	-	-	2,22,430	-	-
10	Camera	2,46,951	-	-	2,46,951	25%	1,33,738	28,303	-	1,62,041	1,13,213	84,910
11	Pool Table	92,396	-	-	92,396	10%	92,396	-	-	92,396	-	-
12	Gen Set	18,75,385	-	-	18,75,385	25%	18,59,601	3,946	-	18,63,547	15,784	11,838
13	Air Conditioners	25,79,561	1,04,472	-	26,84,033	10%	16,77,350	1,00,668	-	17,78,018	9,02,211	9,06,015
14	Bences	48,950	-	-	48,950	10%	48,950	-	-	48,950	-	-
15	Parking	2,27,505	-	-	2,27,505	5%	1,73,823	2,684	-	1,76,507	53,682	50,998
16	Dustbins	1,07,519	80,240	-	1,87,759	10%	85,020	10,274	-	95,294	22,499	92,465
17	Fan	6,91,171	5,16,645	-	12,07,816	25%	4,80,682	1,81,783	-	6,62,466	2,10,489	5,45,350
18	Kitchen Equipment	98,210	-	-	98,210	20%	98,210	-	-	98,210	-	-
19	PA Equipment	4,54,937	-	-	4,54,937	25%	2,20,534	58,601	-	2,79,135	2,34,403	1,75,802
20	Raw Water Filter	43,615	-	-	43,615	10%	43,615	-	-	43,615	-	-
21	Refrigerators	64,597	-	-	64,597	10%	53,540	1,106	-	54,646	11,057	9,951
22	Video Projector	19,75,203	60,160	-	20,35,363	25%	18,24,077	52,822	-	18,76,898	1,51,126	1,58,465
24	UPS	9,14,560	7,27,328	-	16,41,888	25%	6,93,317	2,37,143	-	9,30,460	2,21,243	7,11,478
25	Anti Virus Software	2,21,000	-	-	2,21,000	25%	2,21,000	-	-	2,21,000	-	-
26	Internet Project	5,74,711	-	-	5,74,711	25%	5,73,125	397	-	5,73,521	1,586	1,190
28	Squash Court	75,563	-	-	75,563	5%	44,837	1,536	-	46,374	30,726	29,189

HANDOKAR & LIMAYE  
F. R. No.  
101569W  
PUNE  
Chartered Accountants

12

Army Welfare Education Society

Army Institute Of Technology (College Account)

FY 2021-22

5(a). Fixed Assets

(Amounts in Rs.)

Sr No	Particulars	Gross Block	Additions	Deletions	Gross Block	Rate	Depreciation	Additions	Deletions	Depreciation	Net Block as on	Net Block as on
		01-Apr-21			31-Mar-22		01-Apr-21			31-Mar-22	31-Mar-21	31-Mar-22
29	Gym Equipmewt	3,17,802	-	-	3,17,802	15%	2,94,555	3,486	-	2,98,050	23,237	19,752
30	Basket Ball/Vally ball/Cricect	21,66,528	-	-	21,66,528	10%	14,13,641	75,289	-	14,88,930	7,52,887	6,77,598
31	Net Workingof Cental Soutware	4,10,539	-	-	4,10,539	25%	4,10,539	-	-	4,10,539	-	-
32	Time Attandance Machine	3,69,860	-	-	3,69,860	10%	1,30,016	23,984	-	1,54,001	2,39,844	2,15,859
33	Televesion	3,03,520	75,998	-	3,79,518	25%	2,55,994	30,881	-	2,86,875	47,526	92,643
34	water Purifier	1,95,514	-	-	1,95,514	10%	1,09,451	8,606	-	1,18,058	86,063	77,456
36	CCTV Camara	12,73,967	4,15,050	-	16,89,017	25%	4,96,898	2,98,030	-	7,94,928	7,77,069	8,94,089
37	Batteries	1,67,063	1,39,386	-	3,06,449	25%	58,135	62,079	-	1,20,213	1,08,928	1,86,236
38	Digital Language Software	1,48,631	-	-	1,48,631	25%	1,48,631	-	-	1,48,631	-	-
39	Electric Pole	32,000	-	-	32,000	25%	32,000	-	-	32,000	-	-
40	Printer/Scanner/Harddisk/Web Camera	7,14,438	3,31,538	-	10,45,976	25%	5,33,300	1,28,169	-	6,61,469	1,81,138	3,84,507
41	AIT Main Gate	13,01,209	-	-	13,01,209	25%	11,83,968	29,310	-	12,13,278	1,17,241	87,931
42	MS Rack Book	91,000	-	-	91,000	25%	82,801	2,050	-	84,850	8,199	6,150
43	Digital Copy Printer	1,07,354	-	-	1,07,354	25%	1,07,354	-	-	1,07,354	-	-
44	Water Tank	2,50,069	3,30,978	-	5,81,047	25%	1,77,389	1,00,915	-	2,78,303	72,680	3,02,744
45	Sony Camera	12,010	-	-	12,010	25%	10,807	301	-	11,108	1,203	902
46	12 kva solar plant / Heater	8,43,500	18,638	-	8,62,138	25%	6,68,462	48,419	-	7,16,881	1,75,038	1,45,257
47	Bio Metric	3,43,411	-	-	3,43,411	25%	1,84,725	39,671	-	2,24,398	1,58,685	1,19,013
48	ARF Eqpt	43,97,067	-	-	43,97,067	25%	39,23,452	1,18,404	-	40,41,856	4,73,615	3,55,211
49	Tech Eqpt	2,38,29,364	-	-	2,38,29,364	25%	1,96,26,430	10,50,733	-	2,06,77,164	42,02,934	31,52,200
50	Washing Machine	58,000	-	-	58,000	25%	39,648	4,588	-	44,236	18,352	13,764
51	Video Conferencing	5,16,146	-	-	5,16,146	25%	3,01,307	53,710	-	3,55,017	2,14,839	1,61,129
52	25 HP Water Pump Kirloskar	1,24,975	32,500	-	1,57,475	25%	55,792	25,421	-	81,213	69,183	76,262
53	PA Eqpt	1,03,073	-	-	1,03,073	25%	59,589	10,871	-	70,460	43,484	32,613
54	Sports Eqpt	8,26,287	-	-	8,26,287	25%	1,37,155	1,72,283	-	3,09,438	6,89,132	5,16,849
55	Tally Software-6.3	31,334	-	-	31,334	25%	20,378	2,739	-	23,117	10,955	8,216
56	5Hp Openwell Submersible Pump Set	1,16,414	-	-	1,16,414	25%	56,325	15,022	-	71,347	60,089	45,067
57	Automatic Shoe Shine Machine	12,527	-	-	12,527	25%	9,844	-	-	12,527	-	-
58	Compressor for Cutting Hard Rock of Sewage Lin	9,844	-	-	9,844	25%	7,390	13,407	-	86,897	53,628	40,221
59	Construction of Shed for Two Wheeler Parking -	1,27,118	-	-	1,27,118	25%	80,786	14,738	-	95,524	58,952	44,214
60	Fabrication Mtrl for Constr of West Fencing	1,39,738	-	-	1,39,738	25%	18,950	2,152	-	12,495	8,606	6,455
61	Geyser	18,950	-	-	18,950	25%	10,344	2,797	-	1,04,770	91,190	68,392
62	Hand Wireless Microphone Syatems	1,73,162	-	-	1,73,162	25%	81,972	22,797	-	1,04,770	91,190	68,392
63	Procurement of Eqpt for Telephone Exchange	4,56,247	-	-	4,56,247	25%	1,23,643	83,151	-	2,06,794	3,32,604	2,49,453
64	Sentex Tank	9,409	-	-	9,409	25%	5,440	992	-	6,432	3,969	2,977
65	Sintex Water Tank 5000 Ltr	1,51,250	-	-	1,51,250	25%	74,712	19,134	-	93,847	76,538	57,403
66	Symphony Touch_35 Cooler	29,976	-	-	29,976	25%	8,123	5,463	-	13,587	21,853	16,389
67	Telephone Instruments	69,991	-	-	69,991	25%	14,528	13,866	-	28,394	55,463	41,597
68	Water Cooler Compressor	9,200	66,348	-	75,748	25%	2,493	18,314	-	20,807	6,707	54,941
69	Water Dispenser & Beetal Phone	29,040	-	-	29,040	25%	7,870	5,298	-	13,162	21,170	15,878
70	Vaccum Cleaner	675	-	-	675	25%	675	-	-	675	-	-
71	Insect Killer Machine	14,396	-	-	14,396	25%	2,735	2,915	-	5,650	11,661	8,746
	Subtotal	5,58,76,319	39,03,553	-	5,91,79,872		4,37,62,930	33,32,487		4,70,95,417	1,21,13,389	1,20,84,455
IV	Library											
1	Library Books	1,05,66,857	2,87,493	60,190	1,07,94,160	15%	88,40,317	2,93,076		91,33,394	17,26,540	16,60,766
2	Library Equipment	12,27,501	-	-	12,27,501	15%	9,39,478	43,203		9,82,681	2,88,023	2,44,820
	Subtotal	1,17,94,358	2,87,493	60,190	1,20,21,661		97,79,795	3,36,280		1,01,16,075	20,14,563	19,05,586

CHANDORKAR & LIMAYE  
F.R. No  
101669W  
PUNE  
Chartered Accountants

13



Army Institute Of Technology (College Account)  
 FY 2021-22

5(a). Fixed Assets

(Amount in Rs.)

Sr No	Particulars	Gross Block	Additions	Deletions	Gross Block	Rate	Depreciation	Additions	Deletions	Depreciation	Net Block as on	Net Block as on
		01-Apr-21			31-Mar-22		01-Apr-21			31-Mar-22		
V Furniture & Fixtures												
1	Furniture & Fixtures	97,47,358	18,73,190	7,76,909	1,08,43,639	10%	66,67,357	4,17,628	-	70,84,985	30,80,001	37,58,654
2	Soft Furnishings	6,32,411	-	-	6,32,411	10%	6,22,343	1,007	-	6,23,350	10,068	9,061
65	Sintex Door	1,893	-	-	1,893	10%	1,893	-	-	1,893	-	-
3	Almirah	3,99,541	63,720	-	4,63,261	10%	2,95,782	16,748	-	3,12,530	1,03,759	1,50,731
4	Dual Desks Conducting Univ Exam	72,940	-	-	72,940	10%	19,767	5,317	-	25,084	53,173	47,856
5	Red Carpet Roll	67,603	-	-	67,603	10%	18,320	4,928	-	23,249	49,283	44,354
	Subtotal	1,09,21,746	19,36,910	7,76,909	1,20,81,747		76,25,462	4,45,628	-	80,71,091	32,96,283	40,10,656
VI Buildings												
1	Constr on New Bldgs	4,64,27,197	-	-	4,64,27,197	2%	66,78,428	7,94,975	-	74,73,404	3,97,48,769	3,89,53,793
2	STP	48,13,740	-	-	48,13,740	2%	11,13,262	74,010	-	11,87,272	37,00,478	36,26,468
3	Renovation/Maint of AIT Bldgs	41,89,756	-	1,58,268	40,31,488	2%	18,42,804	43,774	-	18,86,578	23,46,952	21,44,910
4	Raman Theater	50,05,896	-	-	50,05,896	2%	48,20,692	3,704	-	48,24,396	1,85,204	1,81,500
5	Resurfacing of AIT Road	15,43,077	-	-	15,43,077	2%	10,96,465	8,932	-	11,05,397	4,46,612	4,37,680
6	AIT Building/Hostel Accn & Guest Rooms	2,60,213	-	-	2,60,213	2%	15,303	4,898	-	20,201	2,44,910	2,40,012
	Subtotal	6,22,39,879	-	1,58,268	6,20,81,611		1,55,66,954	9,30,293	-	1,64,97,247	4,66,72,925	4,55,84,364
	Total	26,13,53,687	65,51,643	11,44,032	26,67,61,298		18,30,21,247	86,68,467	-	19,16,89,713	7,83,32,441	7,50,71,585



15

5(b). Fixed Assets

(Amounts in INR)

Sr No	Particulars	Gross Block				Rate	Depreciation				Net Block	
		01-Apr-21	Additions	Deletions	31-Mar-22		01-Apr-21	Additions	Deletions	31-Mar-22	31-Mar-21	31-Mar-22
		1	Furniture & Fixture	54,79,610	7,13,309		-	61,92,919	10%	32,30,446	2,96,247	-
2	Television Set	2,41,887	-	-	2,41,887	25%	1,85,617	14,068	-	1,99,685	56,270	42,202
3	Kitchen Equipment	9,74,643	-	-	9,74,643	20%	7,38,405	47,248	-	7,85,653	2,36,238	1,88,990
4	Water Cooler Equipment	9,06,904	-	-	9,06,904	10%	3,88,010	51,889	-	4,39,899	5,18,894	4,67,005
5	Fan	12,82,598	-	-	12,82,598	25%	8,46,646	1,08,988	-	9,55,634	4,35,953	3,26,965
6	Bio Metric Attendance Machine	2,35,520	-	-	2,35,520	10%	82,185	15,334	-	97,519	1,53,335	1,38,001
7	Solar Water Heater Tank	1,71,481	-	-	1,71,481	10%	86,781	8,470	-	95,251	84,700	76,230
8	Fire extingusher	85,792	-	-	85,792	10%	46,087	3,971	-	50,058	39,705	35,734
9	Water Purifier	5,04,588	-	-	5,04,588	10%	1,97,538	30,705	-	2,28,243	3,07,050	2,76,345
10	Deep Freezer (Vertical)	72,000	-	-	72,000	10%	49,406	2,259	-	51,665	22,594	20,335
11	Renovation/Maint of AIT Bldgs	65,37,628	-	-	65,37,628	10%	33,84,970	3,15,266	-	37,00,236	31,52,658	28,37,392
12	Wi Fi Facilities	25,00,539	-	-	25,00,539	10%	16,93,238	80,730	-	17,73,968	8,07,301	7,26,571
13	Invertor	87,700	-	-	87,700	25%	66,889	5,203	-	72,092	20,811	15,608
14	Refrigertaor	24,612	-	-	24,612	10%	10,079	1,453	-	11,532	14,533	13,080
15	Vacum Cleaner	1,52,842	-	-	1,52,842	10%	43,359	10,948	-	54,307	1,09,483	98,535
16	Benches	1,26,200	-	-	1,26,200	10%	43,400	8,280	-	51,680	82,800	74,520
17	AC for Hostel	2,33,899	-	-	2,33,899	10%	61,231	17,267	-	78,498	1,72,668	1,55,401
18	1.5 HP Submersible Pump	53,833	-	-	53,833	10%	14,589	3,924	-	18,513	39,244	35,320
19	3 HP Submersible Pump for Fountain	27,022	-	-	27,022	10%	7,323	1,970	-	9,293	19,699	17,729
20	5HP Diesel Engine with MID Pump	99,919	-	-	99,919	10%	22,630	7,729	-	30,359	77,289	69,560
21	Designed Roofing Sheet Material	84,370	-	-	84,370	10%	22,864	6,151	-	29,015	61,506	55,355
22	Geyser For BH	70,352	-	-	70,352	10%	19,066	5,129	-	24,195	51,286	46,157
23	Hand Tools Equipt for Project Works	49,914	-	-	49,914	10%	13,526	3,639	-	17,165	36,388	32,749
24	Led Steet Light	11,872	-	-	11,872	10%	3,218	865	-	4,083	8,654	7,789
25	PC in Girls Hostel	40,914	-	-	40,914	10%	11,087	2,993	-	14,070	29,827	26,844
26	Pillar Cock	1,45,539	-	-	1,45,539	10%	39,442	10,610	-	50,052	1,06,097	95,487
27	Samiyana for Multi Function	49,466	-	-	49,466	10%	13,406	3,606	-	17,012	36,060	32,454
28	Sintex Water Tank 5000 Ltr	43,834	-	-	43,834	10%	11,879	3,196	-	15,075	31,955	28,759
29	Walk Behind Scrubber & Drier Machine	4,23,620	-	-	4,23,620	10%	1,14,801	30,882	-	1,45,683	3,08,819	2,77,937
30	Water Geyser for Vishwesvarya Hostel	12,800	-	-	12,800	10%	3,469	933	-	4,402	9,331	8,398
31	Water Meters For Family Qtr	1,08,324	-	-	1,08,324	10%	29,355	7,897	-	37,252	78,969	71,072
32	Accn & Guest Room (H)	13,56,58,868	-	-	13,56,58,868	2%	3,67,78,617	19,77,605	-	3,87,56,222	9,88,80,251	9,69,02,646
33	Hostel Bldgs (H) Flank	3,27,91,799	-	-	3,27,91,799	2%	46,38,311	5,63,070	-	52,01,381	2,81,53,488	2,75,90,418
34	Additional Dining Hall	-	-	-	-	10%	-	16,494	-	16,494	-	8,08,213
35	Dormitory Hostel	-	-	-	-	10%	-	1,72,729	-	1,72,729	-	15,54,559
36	Fabricated Hostel	-	-	-	-	2%	-	20,747	-	20,747	-	12,87,365
37	New Boys Hostel	-	-	-	-	2%	-	20,632	-	20,632	-	10,16,608
38	New Oac Area	-	-	-	-	10%	-	19,528	-	19,528	-	10,10,959
39	Sn Bose Dormitory Hostel Exp	-	-	-	-	2%	-	1,682	-	1,682	-	9,56,732
40	Atta Dough Kneeder	20,768	-	-	20,768	10%	3,946	-	-	3,946	-	15,140
41	CCTV Camera	1,59,786	-	-	1,59,786	25%	42,159	-	-	42,159	-	88,220
42	Sports Equipments	3,08,421	-	-	3,08,421	10%	50,455	-	-	50,455	-	2,32,169
43	Sprinkler	28,674	-	-	28,674	10%	5,448	-	-	5,448	-	20,903
44	Rain Water Harvesting	-	-	-	-	2%	-	2,323	-	2,323	-	-
	<b>Total</b>	<b>92,88,463</b>	<b>15,04,381</b>	<b>-</b>	<b>1,07,92,844</b>	<b>-</b>	<b>5,30,46,321</b>	<b>41,54,624</b>	<b>-</b>	<b>5,72,00,945</b>	<b>14,60,50,680</b>	<b>15,11,41,350</b>

DORKAR & LIMAY  
F. R. No. 101659W  
PUNE  
Chartered Accountants

5

Expenditure As Per Audited Report : FY 2021-22			
Expenditure on Maintenance of Academic Facilities (excluding salary for human resources) (INR in Lakh)			
Ser	Particular	Amount	Page No of Audited Statement
1	Departmental Expenditure	71.8	
	Staff & Students Workshop Expenses	33.48	
2	Expenses on Student Activities	18.66	
3	Value added Cources	23.85	
	Total	147.79	-

ARMY INSTITUTE OF TECHNOLOGY  
Income & Expenditure Account for the year ended March 31, 2022  
College

EXPENDITURE	Note No.	AMOUNT (in INR)	AMOUNT (in INR)	INCOME	Note No.	AMOUNT (in INR)	AMOUNT (in INR)
Tuition Fund			17,35,13,329	Tuition Fund			25,00,27,507
- Employee Pay & Allowances	11	17,11,27,989		- Tuitions Fees Received		25,00,27,507	
- Expenses for Value added Courses	12	23,85,340					
Development Fund			2,15,60,615	College Fund			3,53,28,427
- Development Expenses for Renovation / replacement/ Civil & maintenance Work	13(a)	1,28,92,148		- Interest on Investment		3,46,35,321	
- Depreciation		86,68,467		- Rent & Allied Charges		6,93,106	
College Fund			2,67,65,220	University Exam Fund			13,61,540
- Operational Expense	14	88,04,526		- Examination Fees		13,61,540	
- Departmental Expenditure	15	71,80,143					
- Expenses for Student Activities	16	33,48,735					
- Staff & Student workshop expenses	17	18,66,747					
- University Fees		44,04,802					
- Uniform Expenses		11,60,267					
Surplus Carried Over Balance Sheet			6,48,78,311				
<b>TOTAL</b>			<b>28,67,17,474</b>	<b>TOTAL</b>			<b>28,67,17,474</b>

As per our Report of even date  
For Chandorkar and Limaye  
Chartered Accountants  
Firm Reg No: 0101669W

CA S M Chandorkar  
Partner M.No. 037777  
UDIN : 22037777A WNIJB5349  
Place : Pune  
Date : September 27, 2022



For Army Institute of Technology

*[Signature]*  
Director  
Director  
Army Institute of Technology  
High Hills Pune-411015.

*[Signature]*  
Joint Director  
Joint Director  
Army Institute of Technology  
High Hills, Pune-411 015.

(Amounts in INR)

**15. Departmental Expenses**

Particulars	College
ASGE Dept Revenue Expenditure	
- Anti Virus	38,607
- Lab Consumables	1,200
- Equipment Maintenance	16,568
Comp Dept Revenue Expenditure	
- Anti Virus	1,61,400
- Lab Consumables	1,97,875
E&TC Dept Revenue Expenditure	
- Anti Virus	59,794
- Lab Consumables	26,127
IT Dept Revenue Expenditure	
- Anti Virus	84,748
- Lab Consumables	4,79,001
IT Infrastructure Revenue Expenditure	
- Lab Consumables	1,44,368
- Renewal of Licenses	5,13,212
- Firewall	15,04,500
- Equipment Maintenance	20,614
Mech Design Dept Revenue Expenditure	
- Anti Virus	11,771
- Lab Consumables	2,57,866
- Car - Cut Section	1,53,400
Learning Resources(Library)	35,09,092
<b>Total</b>	<b>71,80,143</b>

**16. Expenses for Student Activities**

Particulars	College
Students Club Activities /Scholarship to Students	33,22,355
Admission/Counselling /Orientation	26,380
<b>Total</b>	<b>33,48,735</b>

**17. Staff & Student workshop expenses**

Particulars	College
Faculty and Students R&D Expenses	11,21,185
Training and Placement Expenses	7,45,562
<b>Total</b>	<b>18,66,747</b>



ARMY INSTITUTE OF TECHNOLOGY  
NOTES TO FINANCIAL STATEMENTS

(Amounts in INR)

11. Employee Pay & Allowances

Particulars	College	Hostel	Consolidated
Pay & Allowances of Faculty & Staff	14,83,75,732	1,27,00,107	16,10,75,839
Employee Provident Fund For Staff	36,28,202	-	36,28,202
Leave Encashment	84,15,410	-	84,15,410
Gratuity Expenses	1,07,08,645	-	1,07,08,645
<b>Total</b>	<b>17,11,27,989</b>	<b>1,27,00,107</b>	<b>18,38,28,096</b>

12. Expenses for Value added Courses

Particulars	College
Value Added -Be Mech	51,000
Value Added Course -Se E & Tc Dept	56,525
Value Added FE Computer	57,000
Value Added -Mech	2,85,000
Value Added SE IT	42,105
Value Added TE Comp	50,000
Value Added TE Mech	2,36,000
Value Add for FE Batch	16,07,710
<b>Total</b>	<b>23,85,340</b>



Expenditure As Per Audited Report : FY 2021-22			
Expenditure on Maintenance of Physical Facilities (excluding salary for human resources)			
Ser	Particular	Amount	Page No of Audited Statement
1	Operational Expenses	88.04	
2	University Fees	44.04	
3	Uniform Charges	11.6	
	Total	143.68	

ARMY INSTITUTE OF TECHNOLOGY  
Income & Expenditure Account for the year ended March 31, 2022  
College

EXPENDITURE	Note No.	AMOUNT (in INR)	AMOUNT (in INR)	INCOME	Note No.	AMOUNT (in INR)	AMOUNT (in INR)
Tuition Fund			17,35,13,329	Tuition Fund			25,00,27,507
- Employee Pay & Allowances	11	17,11,27,989		- Tuitions Fees Received		25,00,27,507	
- Expenses for Value added Courses	12	23,85,340					
Development Fund			2,15,60,615	College Fund			3,53,28,427
- Development Expenses for Renovation / replacement/ Civil & maintenance Work	13(a)	1,28,92,148		- Interest on Investment		3,46,35,321	
- Depreciation		86,68,467		- Rent & Allied Charges		6,93,106	
College Fund			2,67,65,220	University Exam Fund			13,61,540
- Operational Expense	14	88,04,526		- Examination Fees		13,61,540	
- Departmental Expenditure	15	71,80,143					
- Expenses for Student Activities	16	33,48,735					
- Staff & Student workshop expenses	17	18,66,747					
- University Fees		44,04,802					
- Uniform Expenses		11,60,267					
Surplus Carried Over Balance Sheet			6,48,78,311				
<b>TOTAL</b>			<b>28,67,17,474</b>	<b>TOTAL</b>			<b>28,67,17,474</b>

As per our Report of even date  
For Chandorkar and Limaye  
Chartered Accountants  
Firm Reg No: 0101669W

CA S M Chandorkar  
Partner M.No. 037777  
UDIN : 22037777A WNIJB5349  
Place : Pune  
Date : September 27, 2022



For Army Institute of Technology

*[Signature]*  
Director  
Army Institute of Technology  
Digh Hills Pune-411015.

*[Signature]*  
Joint Director  
Army Institute of Technology  
Digh Hills, Pune-411 015.



(Amounts in INR)

13(b). Development Expenses (Hostel)

Particulars	Hostel
Arboriculture	5,90,000
Labour Expenses	8,00,000
Manhole Cover	2,11,942
Painting Expenses	33,73,327
Reparing Coughioning Sofa	2,48,508
Soft Furnishing/Curtains	3,21,945
<b>Total</b>	<b>55,45,722</b>

14. Operational Expenses

Particulars	College
Advertisement Expense	1,02,994
Arboriculture	6,01,685
Audit Fee and Account Fee	5,36,442
Electricity Expenses	18,12,333
FOL/Servicing/Repair/Maint/Insurance	3,51,792
Housekeeping	12,19,233
Legal Expense	3,01,800
Misc Expense	4,79,159
Printing, Stationery and Xerox	2,55,254
Hospitality Expense	85,454
Security Services	18,00,508
Communication Expenses	12,57,872
<b>Total</b>	<b>88,04,526</b>

